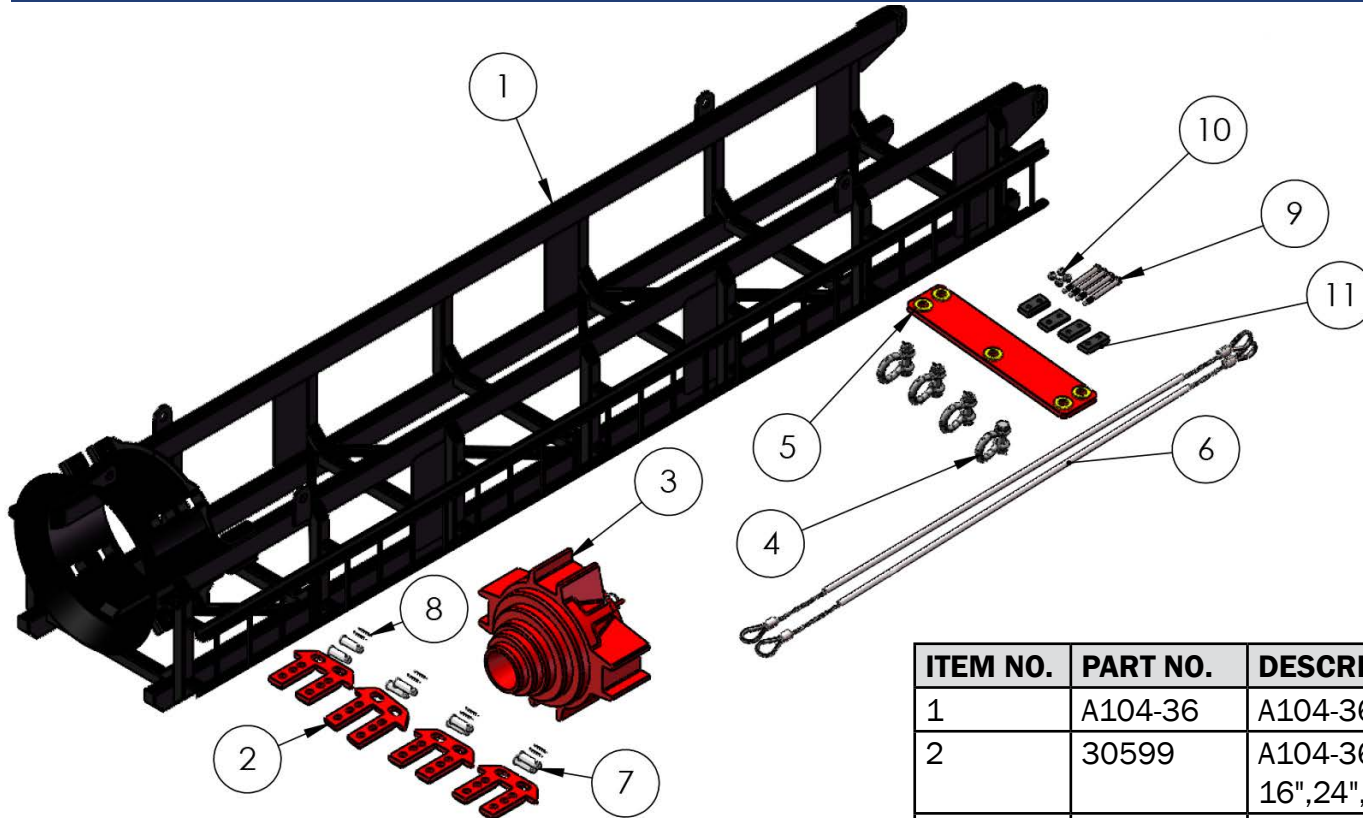


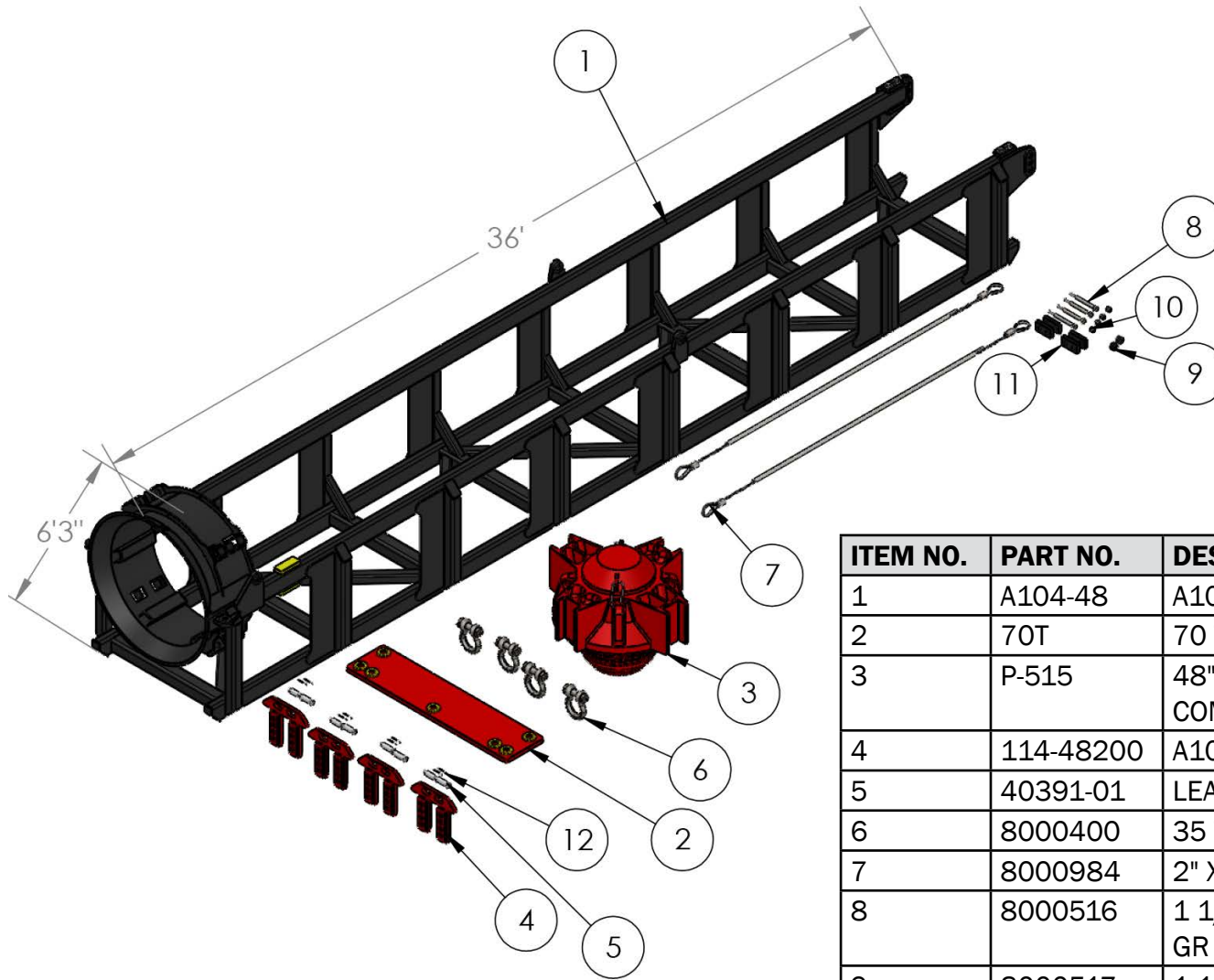
P-700 A104-36 OFFSHORE LEAD COMPLETE



ITEM NO.	PART NO.	DESCRIPTION	QTY.	WEIGHT
1	A104-36	A104-36 OFFSHORE LEAD	1	7,000
2	30599	A104-36 GUIDE SHOE TO FIT 16",24",30"	4	349
3	P-514	P-514 HELMET ASSEMBLY	1	7,393
4	8000757	25 TON SHACKLE	4	18
5	50T	50 TON BRIDLE	1	349
6	8001898	WIRE ROPE SLING 1 1/2" X 14', 21TON VERTICAL PULL 6 X 37, (CBL)	2	110
7	40391-01	LEAD GUIDE SHOE PIN	8	49
8	90748	10MM X 90MM COTTER PIN	8	1
9	8000516	1 1/4-7 X 13 HEX HEAD CAPSCREW GR 8	4	21
10	8000514	1 1/4-7 NYLON INSERT LOCKNUT	4	14
11	06450	STOP BLOCK	4	48

TOTAL WEIGHT: 15,352

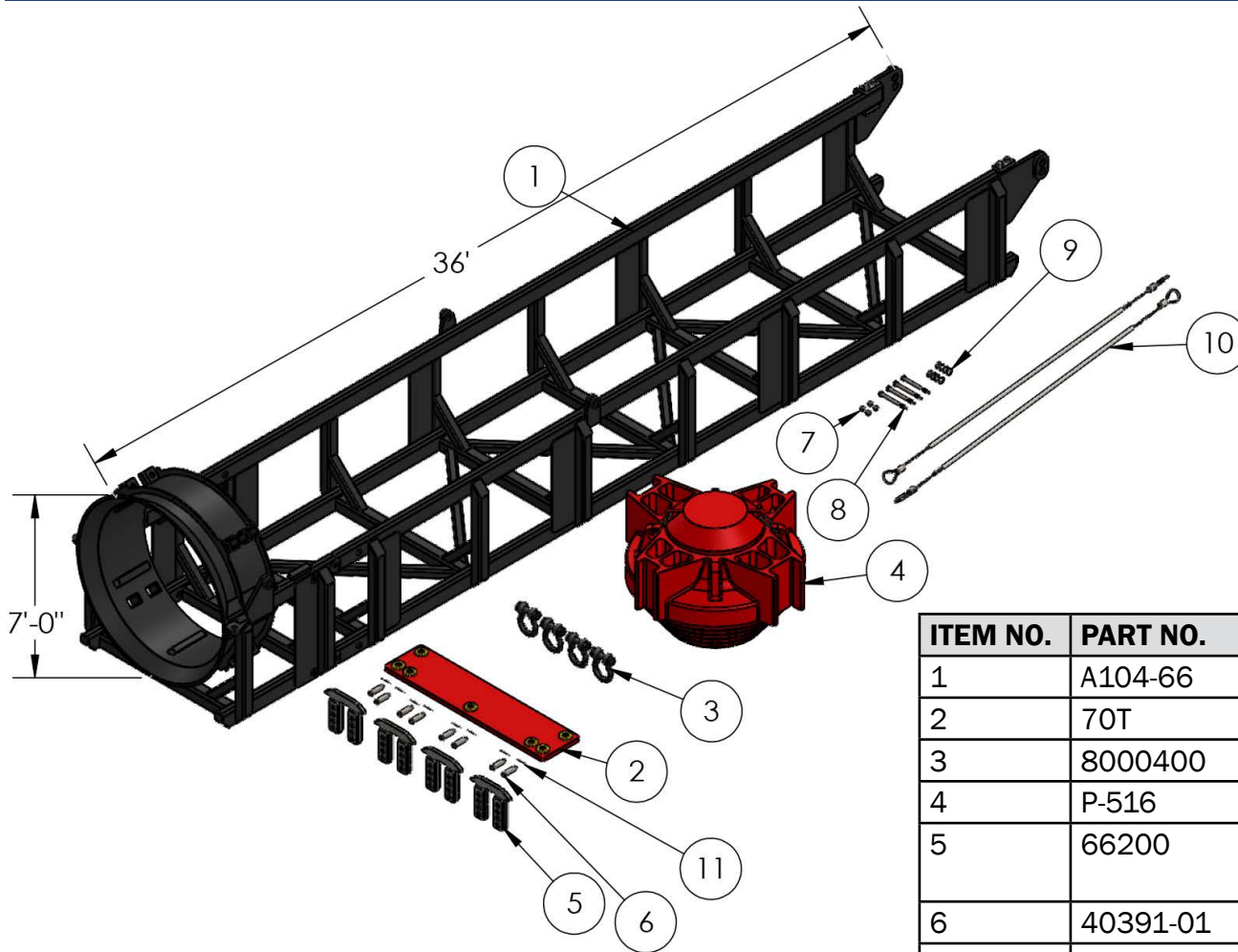
P-702 A104-48 OFFSHORE LEAD COMPLETE



ITEM NO.	PART NO.	DESCRIPTION	QTY.	WEIGHT
1	A104-48	A104-48 OFFSHORE LEAD	1	11,908
2	70T	70 TON BRIDLE BAR	1	900
3	P-515	48" OFFSHORE HELMET ASSEMBLY COMPLETE	1	16,092
4	114-48200	A104-48 GUIDE SHOE 42,36,30,24	4	507
5	40391-01	LEAD GUIDE SHOE PIN	8	49
6	8000400	35 TON SHACKLE	4	209
7	8000984	2" X 13.5 FT WIRE ROPE	2	243
8	8000516	1 1/4-7 X 13 HEX HEAD CAPSCREW GR 8	4	21
9	8000517	1 1/4 FLATWASHER	8	2
10	8000514	1 1/4-7 NYLON INSERT LOCKNUT	4	4
11	48032	STOP BLOCK	4	48
12	90748	10MM X 90MM COTTER PIN	8	1

TOTAL WEIGHT: 29,984

P-704 A104-66 OFFSHORE LEAD COMPLETE



ITEM NO.	PART NO.	DESCRIPTION	QTY.	WEIGHT
1	A104-66	A104-66 OFFSHORE LEAD	1	13,880
2	70T	70 TON BRIDLE BAR	1	900
3	8000400	35 TON SHACKLE	4	209
4	P-516	66" HELMET ASSEMBLY	1	29,981
5	66200	GUIDE SHOE ASSEMBLY 60,54,48,42	4	468
6	40391-01	GUIDE SHOE PIN	8	48
7	8000514	1 1/4-7 NYLON INSERT LOCKNUT	4	4
8	8000516	1 1/4-7 X 13 HEX HEAD CAP- SCREW GR 8	4	21
9	8000517	1 1/4 FLATWASHER	8	2
10	8000984	2" X 13.5 FT WIRE ROPE	2	243
11	90748	10MM X 90MM COTTER PIN	8	1

TOTAL WEIGHT APPROX: 45,757