




<b>18 inch Followers</b>			
	#8001425	3,293 lbs approx.	18" X 10 FT FOLLOWER PIPE ASSEMBLY
	#8001426	6,586.34 lbs approx.	18" X 20 FT FOLLOWER PIPE ASSEMBLY
	#8001427	9,331.49 lbs approx.	18" X 30 FT FOLLOWER PIPE ASSEMBLY
	#8001428	12,076.64 lbs approx.	18" X 40 FT FOLLOWER PIPE ASSEMBLY

<b>18 inch Follower Lift Sleeve w/ Guiding</b>			
	#8001429		U-26
	#8000795	452 lbs. approx.	U-32
	#8001400	583 lbs approx.	U-42
	#8001430		U-48

<b>18 inch Follower Lift Sleeve Non Guiding</b>			
	#8000890	302.05 lbs. approx.	18"